



SAFARI
BELTING SYSTEMS

LF-882TAB Side Flexing Plastic Chain

DIMENSION	INCH	mm
P	1.5	38.1
R	24.016	610.0
H	1.063	27.0
T	.189	4.8
E	.343	8.7
M	3.000	76.2
F	.374	9.5
N	2.252	57.2
V	.669	17.0
RD	1.574	40.0
GC (Straight)	2.362	60.0
GC (Curve)	2.283	58.0


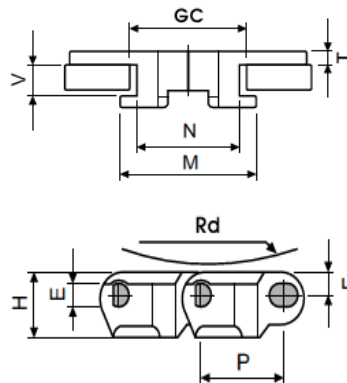
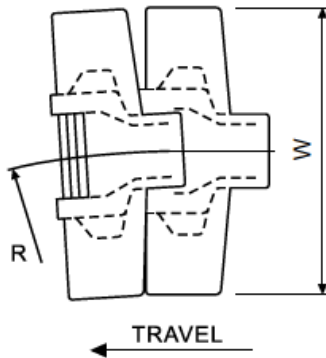


Plate Materials: POM-LF

Pin Material: Cold rolled austenitic stainless steel

CHARACTERISTICS	WIDTH W		WORKING LOAD		RADIUS		REV RADIUS		WEIGHT
	mm	inch	N(70 F)	Lbs(70F)	mm	inch	mm	inch	lbs/ft
LF-882TAB K600	152.4	6.00	3830	860	609.6	24.00	40	1.575	1.41
LF-882TAB K750	190.5	7.50	3830	860	609.6	24.00	40	1.575	1.66
LF-882TAB K1000	254.0	10.00	3830	860	609.6	24.00	40	1.575	1.93
LF-882TAB K1200	304.8	12.00	3830	860	609.6	24.00	40	1.575	2.29



Sprockets and Idler Wheels Available in a Variety of Tooth Counts and Bore Sizes.



SAFARI Belting Systems, Inc.

900 East Loula | Olathe, Kansas 66061 USA

info@safaribelting.com | (913) 254-7582

www.safaribelting.com

Toll Free (888) 662-6611

Toll Free Fax (888) 234-3070

Competitively Priced. Customer Driven. Quality Focused.