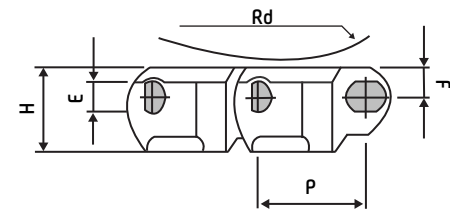
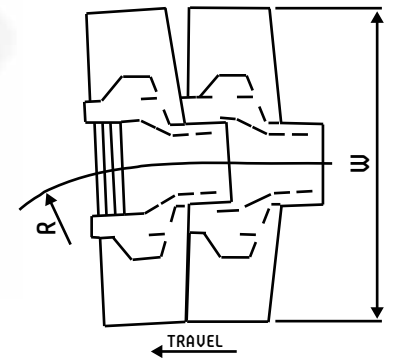
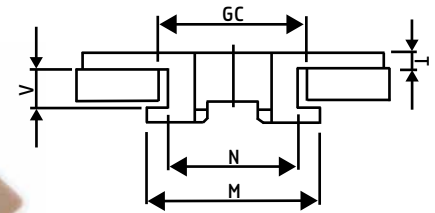



# LFS-882TAB

## Side Flexing Plastic Chain

**Plate Materials: POM-LF**  
**Pin Material: Stainless Steel**  
**Dry Temp Range: -50°F to 200°F**  
**Wet Temp Range: -45°F to 185°F**

DIMENSIONS	INCH	MM
P	1.5	38.1
R	24.016	610.0
H	1.063	27.0
T	.189	4.8
E	.343	8.7
M	3.0	76.2
F	.374	9.5
N	2.252	57.2
U	.669	17.0
RD	1.574	40.0
GC (Straight)	2.362	60.0
GC (Curve)	2.283	58.0



Sprockets and Idler Wheels Available in a Variety of Tooth Counts and Bore Sizes.

CHARACTERISTICS	WIDTH W		WORKING LOAD		RADIUS		Rev Radius		WEIGHT
	MM	INCH	N(70lbs)	Lbs(70F)	MM	INCH	MM	INCH	lbs/ft
LFS-882TAB K600	152.4	6.00	3830	860	609.6	24	40	1.575	1.41
LFS-882TAB K750	190.5	7.50	3830	860	609.6	24	40	1.575	1.66
LFS-882TAB K1000	254.0	10.00	3830	860	609.6	24	40	1.575	1.93
LFS-882TAB K1200	304.8	12.00	3830	860	609.6	24	40	1.575	2.29

Standard shipping lengths = 80 pitches = 10 ft. = 3.048 M

### Conveying Innovation to Industry