



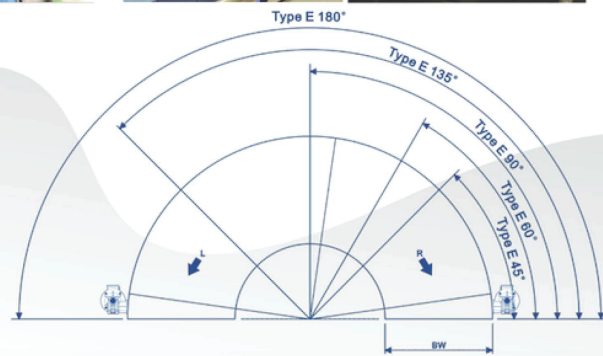

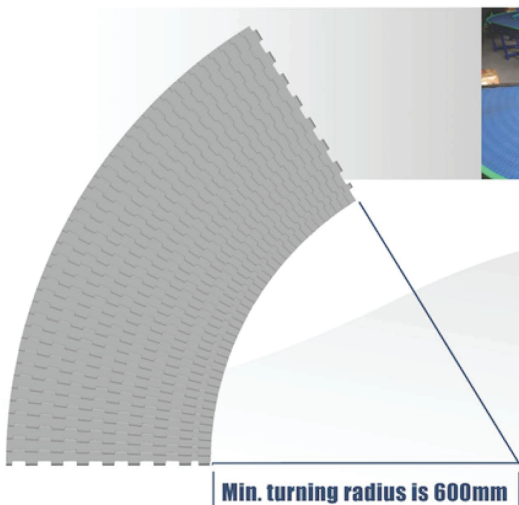

SF-2000A

Radius Flat Top

Zero Tangent Belt

Comparable to:
Intralox 2100

*Capped Rods



The inside turning radius of SF-2000 is 23.62" (600mm), it is fixed and does not change with the width change. The width of SF-2000A ranges from 7.87" (200mm) to 55.11" (1400mm) in 7.87" increments (200mm). The Series SF-2000A Flat Top Dedicated Radius belt is designed specifically for curved conveyance. By eliminating the need for straight sections, it reduces the footprint of the application and maximizes floor space. The SF-2000A has a smooth, closed-top surface that eliminates catch points, improving product transfers, including soft and difficult to handle packages. This design conveys heavier loads, operates at higher speeds and improves safety. The lug-tooth sprocket and positive drive system improves reliability and durability, eliminates belt mis-tracking and resolves chordal action to provide a more stable operation.

Radius	Thickness	Min Width	Rod	Open Area	Curve	Side Guards
23.6"	.39"	7.87"	.17"	0%	Yes	No
600mm	10mm	200mm	4.5mm			

Belt Material	Standard Rod Material	Belt Strength		Temperature Fahrenheit		Belt Weight Lb/Ft ²	Colors
		Straight Lb/Ft	Curved Lb/Ft	Min	Max		
PP	PP	-	1074	33°	230°	-	W, G
PE	POM	-	1040	-76°	140°	-	N
POM	POM	-	1497	33°	356°	-	W, B
Nylon	PA	-	1772	-40°	176°	-	BR

BW = Belt Width, W-WHITE, B-BLUE, DB-DARK BLUE, RB-ROYAL BLUE, N-NATURAL, G-GRAY, BK-BLACK, BR-BROWN

Sprocket Dimensions								mm
Belt	Sprocket	PD	S	A	B	C	H	
200	1	65	41.5	35	0	11	46	
	2	72	41.5	10	29	11	50	
400	3	82	41.5	10	29	11	50	
	4	92	41.5	10	29	11	50	
600	5	101	41.5	10	29	11	50	
	6	111	41.5	10	29	11	50	
800	7	121	41.5	10	29	11	50	
	8	130	41.5	10	29	11	50	
1000	9	140	41.5	10	29	11	50	
	10	150	41.5	10	29	11	50	



SAFARI Belting Systems, Inc.

Conveying Innovation to Industry

220 N Mahaffie Street, Olathe, KS 66061, USA | 913-254-7582 | info@safaribelting.com | SafariBelting.com